



Manual Práctico Síntesis de Medicina



3ª EDICION

A. Vásquez Hidalgo Dr. Msp

Profesor titular
Universidad de El Salvador

Imprenta Universitaria

NOTA: El manual Ud puede consultarlo en la BIBLIOTECA DE LA FACULTAD DE MEDICINA. O EN LIBRERÍA UNIVERSITARIA.

INDICE

Prólogo	V	Estructura 6. Hemopatías	292
Capítulo I Historia Clínica	10	Estructura 7. Infectopatías	304
Capítulo II Semiología	72	Estructura 8. Neumopatías	346
Capítulo III Examen Laboratorio	137	Estructura 9. Neuropatías	372
Capítulo IV Diagnóstico Clínico	147	Estructura 10. Oftalmopatías	393
Capítulo V Patologías	197	Estructura 11. Osteoartropatías	399
Estructura 1. Arteriovenopatías	198	Estructura 12. Uropatías	408
Estructura 2. Cardiopatías	209		
Estructura 3. Dermopatías	220	Apéndice	416
Estructura 4. Endocrinopatías	259	Bibliografía	437
Estructura 5. Gastroenteropatías	272	Índice Alfabético	440

HISTORIA CLINICA

ANAMNESIS (I PARTE)

1. Identificación	10
2. Consulta por	10
3. Presente Enfermedad	10
4. Medio ambiente	14
5. Antecedentes personales	15
6. Previa Salud y Enfermedad	16
7. Examen por sistemas	17
8. Apariencia General	21
9. Examen práctico por sistemas	21

CAPITULO I

10. Resumen	25
11. Comentario	25
12. Diagnóstico Diferencial	25
13. Diagnóstico	25
14. Referencia Bibliográfica	25
15. Técnicas del Examen físico	26
16. Modelo Historia Clínica	47
17. Formato Historia Clínica	64
18. Formato Referencia Médica	69

SEMIOLOGIA CLINICA Y DIAGNOSTICO DIFERENCIAL

CAPITULO II

1. Signos Vitales	71	11. Abdomen	98
2. Cabeza	73	12. Corazón	107
3. Ojos	75	13. Riñón	111
4. Oídos	81	14. Genitales	114
5. Naríz	83	15. Ano y recto	117
6. Boca	85	16. Extremidades	119
7. Laringe y cuello	89	17. Columna Vertebral	123
8. Tórax	91	18. Neurología	125
9. Mamas	93	19. Piel	128
10. Pulmones	95	20. Otros	130

EXAMENES DE LABORATORIO

CAPITULO III

SANGRE	135
ORINA	140
HECES	143

PATOLOGIAS POR ESTRUCTURAS ANATOMICAS

CAPITULO V

1. Arteriovenopatías	196	7. Infectopatías	303
2. Cardiopatías	208	8. Neumopatías	345
3. Dermopatías	219	9. Neuropatías	371
4. Endocrinopatías	258	10. Oftalmopatías	392
5. Gastroenteropatías	270	11. Osteoartropatías	398
6. Hemopatías	291	12. Uropatías	408

195

ARTERIOVENOPATIAS

ESTRUCTURA 1

Aneurismas	197	Linfangitis	203
Arterioesclerosis	198	Oclusión Arterial Aguda	204
Embolia Arterial	199	Tromboangeitis obliterante	205
Embolia Pulmonar	200	Tromboflebitis	206
Enfermedad de Raynaud	201	Varices miembros Inferiores	207
Linfedema	202		

196

CARDIOPATIAS

ESTRUCTURA 2

Angina de Pecho	209	Infarto Agudo del Miocardio	214
Corazón Pumonar Crónico	210	Insuficiencia Cardíaca	215
Endocarditis Bacteriana	211	Miocarditis	216
Hipertensión Arterial	212	Pericarditis	217
Hipertensión Pulmonar	213	Paro cardiorrespiratorio	218

DERMOPATIAS**ESTRUCTURA 3**

Acné Vulgar	220	Foliculitis	234	Queloides	247
Alopecia Areata	221	Impétigo	235	Tiña de la cabeza	248
Candidiasis	223	Intertigro	236	Tiña del Cuerpo	249
Carcinoma Basocelular	224	Lepra	237	Tiña Crural	250
Carcinoma Espinocelular	225	Lupus Eritematoso	238	Tiña Ungum	251
Dermatitis por Pañal	226	Melasma	239	Tiña palmar	252
Dermatitis Seborreica	227	Melanoma Maligno	240	Tiña versicolor	253
Dermatitis por contacto	228	Penfigo	241	Urticaria	254
Dermatitis por Estasis	229	Penfigoide	242	Verruga Vulgar	255
Erisipela	230	Prurigo	243	Vitiligo	256
Escabiosis	231	Psoriasis	244	Xantelasma	257
Eczemas	232	Ptiriasis Versicolor	245		
Fotodermatosis	233	Quemaduras	246		

ENDOCRINOPATIAS**ESTRUCTURA 4**

Acromegalia	259	Ginecomastía	265
Bocio Simple	260	Hipoglicemia	266
Cetoacidosis diabética	261	Menopausia	267
Diabetes Insípida	262	Mixedema	268
Diabetes Mellitus	263	Síndrome de Cushing	269
Enfermedad de Graves	264		

GASTROENTEROPATIAS**ESTRUCTURA 5**

Apendicitis Aguda	271	Hemorroides	281
Abceso Hepático Amebiano	272	Hernias	282
Cáncer Gástrico	273	Insuficiencia Hepática	283
Cáncer de Colon y Recto	274	Obstrucción Intestinal	284
Cirrosis Alcohólica	275	Pancreatitis Aguda	285
Colecistitis Aguda	276	Peritonitis Aguda	286
Coledo litiasis	277	Sangramiento de T.D.S.	287
Colitis	278	Síndrome Mala Absorción	288
Gastritis	279	Úlcera Duodenal	289
Gastroenteritis Aguda	280	Úlcera Gástrica	290

HEMOPATIAS**ESTRUCTURA 6**

Anemia Aplásica	292	Linfoma de No Hodking	298
Anemia Hemolítica	293	Mieloma Múltiple	299
Anemia Megaloblástica	294	Púrpura Trombocitopénica	300
Anemia Deficiencia Hierro	295	Policitemia Vera	301
Leucemias	296	Porfirias	302
Linfoma de Hodking	297		

INFECTOPATIAS

ESTRUCTURA 7

Ascaris Lumbricoides	304	Gonorrea	318	Rubéola	332
Amebiasis Intestinal	305	Herpes Viral	319	Sarampión	333
Botulismo	306	Herpes Zoster	320	Síndrome Guillain	334
Cólera	307	Hepatitis Viral	321	S.I.D.A.	335
Chancroide	308	Influenza	322	Sífilis	336
Dengue	309	Infección Neumococo	323	Tos ferina	337
Difteria	310	Linfogranuloma Venereo	324	Tuberculosis	338
Escarlatina	311	Meningoencef. Bact.	325	Teniasis	339
Enfermedad de Chagas	312	Meningoencef. Viral	326	Tétano	340
Estrongiloidiasis	313	Mononucleosis Infec.	327	Triquinosis	341
Enterobiasis	314	Parotiditis	328	Trichuria	342
Fiebre Tifoidea	315	Poliomielitis Aguda	329	Uncinariasis	343
Filariasis	316	Paludismo	330	Varicela	344
Giardiasis	317	Rabia	331		

303

NEUMOPATIAS

ESTRUCTURA 8

Amigdalitis Aguda	346	Hemotórax	359
Asma	347	Insuf. Respiratoria Aguda	360
Abceso Pulmonar	348	Laringitis Aguda	361
Bronquiectasia	349	Laringotraqueobronquitis	362
Bronquitis Crónica	350	Mediastinitis	363
Bronquiolitis	351	Neumonía	364
Carcinoma Pulmonar	352	Neumotorax	365
Derrame Pleural	353	Otitis Media Aguda	366
E.P.O.C.	354	Resfriado Común	367
Edema Agudo de Pulmón	355	Rinitis Alérgica	368
Empiema	356	Sinusitis Aguda	369
Faringitis Aguda	357	Tuberculosis Pulmonar	370
Faringoamigdalitis Aguda	358		

345

NEUROPATIAS

ESTRUCTURA 9

Abceso Encefálico	372	Neuralgia del Trigémino	382
Accidente Cerebro Vascular	373	Parálisis Cerebral	383
Aneurisma Intracraneal	374	Polineuritis	384
Cefaleas	375	Parkinson	385
Corea de Sydenham	376	Shock	386
Esclerosis Múltiple	377	Síndrome Hipertensión Intra.	387
Epilepsia	378	Síndrome Meningeo	388
Hidrocefalia	379	Trauma Cráneo Encéfalico	389
Intoxicaciones	380	Tortícolis	390
Meningitis	381	Tumores Intracraneales	391

371

OFTALMOPATIAS

ESTRUCTURA 10

Blefaritis	393	Estrabismo	395
Conjuntivitis	393	Exoftalmos	396
Cataratas	394	Glaucoma	396
Dacriocistitis	394	Orzuelo	397
Desprendimiento de Retina	395	Pterigión	397

392

OSTEOARTROPATIAS

ESTRUCTURA 11

Artritis Gotosa	399	Espondilitis Anquilozante	404
Artritis Séptica	400	Fiebre Reumática	405
Artritis Reumatoide	401	Osteomielitis	406
Artritis Reumatoide Juvenil	402	Lupus Eritematoso	407
Dolor Lumbar	403		

398

UROPATIAS

ESTRUCTURA 12

Cálculo Renal		Insuficiencia Renal Aguda	413
Cálculo Vesical		Insuficiencia Renal Crónica	414
Glomerulonefritis		Síndrome Nefrótico	415
Infección de Vías Urinarias			

408

APENDICE

Valores Normales de Laborat.	417	Esquema Indicación de Sueros	424
Química Sanguínea	418	Tabla Requerimiento líquidos	424
Gases Arteriales	419	Esquema de Vacunación	425
Hematología	419	Intoxicaciones	426
Líquido Cefalorraquídeo	420	Peso y talla en niños y adoles.	428
Pruebas de Hemostasia	420	Peso Normal en Hombre	429

Examen General de Orina	421	Peso Normal en Mujeres	430
Examen General de Heces	421	Pruebas de Lab. Y Gabinete	431
Conversión de Temperaturas	421	Medicamentos de uso en Hosp.	433
Escala de Glasgow	422	Tabla Tratamiento de Inf.	434
Medidas de Peso y Volumen	422	Tabla Valor Nutricional	435
Composición del Suero	422	Tabla grado de Deshidratación	436
Electrocardiograma	423		

Abceso Encefálico	374	Artritis R. Juvenil	404	Candidiasis	224
Abceso Hepático	274	Artritis Séptica	402	Ca. Basocelular	225
Abceso Pulmonar	350	Artitis Gotosa	401	Ca. Espinocelular	226
Acné Vulgar	222	Ascariosis	306	Carcinoma Pulm.	354
Acromegalia	261	Asma	349	Catarata	346
A.C.V.	395	Ateroesclerosis	200	Cetoacidosis Diab.	263
Alopecia Areata	223	Blefaritis	395	Cirrosis Alcohól.	277
Amebiasis Intest.	307	Bocio Simple	262	Colecistitis Aguda	278
Amigdalitis Aguda	348	Botulismo	308	Coledolitiasis	279
Anemia Aplásica	294	Bronquiolitis	353	Cólera	304
Anemia Hemolítica	295	Bronquiectasia	351	Colitis	280
Anemia Megaloblas.	296	Bronquitis crónica	352	Comp. De sueros	424
Anemia por Hierro	297	Cefaleas	377	Conversión de T.	423
Aneurisma	376	Cálculo Renal	411	Conjuntivitis	395
Angina de Pecho	211	Cálculo Vesical	412	Corazón P. Crónic	212
Apendicitis Aguda	273	Cáncer Gástrico	275	Corea de Sydenh	378
Artritis Reumatoide	403	Ca. de Colon y Recto	276	Chancroide	310

Dacriocistitis	396	Embolia Arterial	201	Esquema Sueros	426
Dengue	311	Embolia Pulmonar	202	Fiebre tifoidea	317
Dermatitis Sebo.	228	Empiema	351	Fiebre Reumatica	407
Dermatitis de Cont.	229	Endocarditis Bact.	213	Faringoamigdal.	360
Dermatitis por Pañal	227	Enf. Pulmonar Obst.	356	Gastritis	281
Dermatitis por Est.	230	Enf. De Raynaud	203	Gastroenteritis A.	282
Derrame Pleural	355	Enfermedad de Graves	266	Giardiasis	319
Desprend. Retina	397	Enterovirus	316	Ginecomastia	267
Diabetes Insipida	264	Epilepsia	380	Glaucoma	378
Diabetes Mellitus	265	Erisipela	232	Glomerulonefritis	413
Difteria	312	Escabiosis	233	Gonorrea	320
Dosis medicamentos	435	Escarlatina	313	Hematología	421
Dolor Lumbar	405	Esclerosis Multiple	379	Hemorroides	283
Eczema	234	Estrabismo	397	Hemotórax	361
Escala de Glasgow	424	Estrongilosis	315	Hepatitis Viral	323
Edema de Pulmón	357	Espond. Anquilosante	406	Hernia	284
Electrocardiograma	425	Esquema Vacunación	427	Herpes Zoster	322

Hidrocefalia	381	Laringitis Aguda	363	Melanoma Malig.	242
Hipertensión Art.	214	Laringotraqueobronq.	364	Meningitis	383
Herpes Viral	321	Lepra	239	Miastenia Graves	266
Hipertensión Pulm.	215	Leucemia	298	Mieloma Multiple	301
Hipoglicemia	268	Líquido Cefalorraq.	422	Miocarditis	218
Impetigo	237	Linfangitis	205	Mixedema	270
Intertrigo	238	Linfedema	204	Mononucleosis I.	329
Infarto Miocardio	216	Linfogranuloma Venere	326	Neumonía	366
Infección Vías Urin.	414	Linfoma de Hodking	299	Neumotoráx	367
Inf. Por Neumococo	325	Linfoma de No Hodking	300	Neuralgia Trig.	384
Influenza	324	Lupus Eritematoso	409	Obstru. Intestinal	286
Insuf. Cardíaca	217	Medidas de Peso y Vol.	424	Oclusión Arterial	206
Insuf. Hepática	285	Mediastinitis Aguda	365	Orzuelo	399
Insuf. Renal Aguda	415	Meningitis Bacteriana	327	Osteomielitis	408
Insuf. Renal Crónica	416	Meningitis Viral	328	Otitis Media	368
Insuf. Resp. Aguda	362	Menopausia	269	Paludismo	332
Intoxicación	382	Melasma	241	Pancreatitis A.	287

Parálisis Cerebral	385	Ptíriasis Versicolor	247	Síndrome Mening	380
Parkinson	387	Purpura Trombocit.	302	Síndrome Nefrot.	417
Parocardiorespirat.	220	Química Sanguínea	420	Sinusitis	371
Parotiditis	330	Queloides	249	S.I.D.A.	337
Penfigo	243	Quemaduras	248	Tabla Peso y Talla	430
Penfigoide	244	Rabia	333	Tabla Infecciones	436
Pericarditis	219	Resfriado Común	369	Tabla Deshidrat.	438
Peritonitis aguda	288	Rinitis Alérgica	370	Tabla Requerim.	426
Policitemia Vera	303	Rubéola	334	Teniasis	341
Polineuritis	386	Sarampión	335	Tetano	342
Porfirias	304	Sangramiento TDS	289	Tiña	250
Pruebas Hemostasia	422	Shock	388	Tumor Intrac.	393
Poliomielitis Aguda	331	Sífilis	338	Torticollis	392
Prurigo	245	Síndrome Cushing	271	Tosferina	339
Pruebas Laboratorio	433	Sind. Guillian Barré	336	Trauma Craneano	391
Psoriasis	246	Síndrome Hipet. Intrac	389	Tricuriasis	344
Pterigión	399	Síndrome Mala Abs.	290	Triquinosis	343

Tromboangeitis O.	207				
Tuberculosis	340				
Úlcera Duodenal	292				
Úlcera Gástrica	293				
Uncinarias	345				
Urticaria	256				
Varicela	346				
Varices de M. Inf.	209				
Valores Norm. Lab.	419				
Verruga Vulgar	257				
Vitiligo	258				
Xantelasma	259				

DERMATITIS EXFOLIATIVA

ETIOLOGIA

Dermatitis por medicamentos, Neoplasias o idiopática.

COMPLICACIONES

Insuficiencia cardiaca, Anemia.

EPIDEMIOLOGIA

Se encuentra en areas Inter-Ertiginosas, en areas localizadas generalizadas de piel. Frecuente en hombres y mujeres.

CUADRO CLINICO

Fiebre, anorexia, pérdida de Peso, alopecia, a nivel de piel Exfoliativa o descamación.

EXAMENES DE LABORATORIO

Hemograma completo:
hemoglobina baja leucopenia.
Biopsia + .

TRATAMIENTO

Asintomático, con medidas generales y locales.

DIAGNOSTICO DIFERENCIAL

Dermatitis seborreica
Psoriasis
Dermatitis Alergica

ESTRUCTURA 12

Cálculo Renal	409	Insuficiencia Renal Aguda	413
Cálculo Vesical	410	Insuficiencia Renal Crónica	414
Glomerulonefritis	411	Síndrome Nefrótico	415
Infección de Vías Urinarias	412		

408

NEUROPATIAS

ESTRUCTURA 9

Abceso Encefálico	372	Neuralgia del Trigémino	382
Accidente Cerebro Vascular	373	Parálisis Cerebral	383
Aneurisma Intracraneal	374	Polineuritis	384
Cefaleas	375	Parkinson	385
Corea de Sydenham	376	Shock	386
Esclerosis Múltiple	377	Síndrome Hipertensión Intra.	387
Epilepsia	378	Síndrome Meningeo	388
Hidrocefalia	379	Trauma Cráneo Encéfalico	389
Intoxicaciones	380	Tortícolis	390
Meningitis	381	Tumores Intracraneales	391

MODELO DE


HISTORIA CLINICA

ANAMNESIS

Identificación:


Nombre del paciente:

Edad:	<input type="text"/>
Sexo:	<input type="text"/>
Lugar y fecha de Nac.	<input type="text"/>
Estado Civil:	<input type="text"/>
Escolaridad:	<input type="text"/>
Domicilio:	<input type="text"/>
Teléfono:	<input type="text"/>
Ocupación:	<input type="text"/>
Religión:	<input type="text"/>
Raza:	<input type="text"/>
Nacionalidad:	<input type="text"/>
Número expediente:	<input type="text"/>
Institución:	<input type="text"/>
Servicio:	<input type="text"/>
Cama:	<input type="text"/>
Fecha de ingreso:	<input type="text"/>
Fecha de Historia:	<input type="text"/>
Fuente de Información:	<input type="text"/>
Responsable:	<input type="text"/>
Referencia:	<input type="text"/>
Tipo de admisión:	<input type="text"/>
Consulta por:	<input type="text"/>
Presente Enfermedad:	<input type="text"/>




Medio Ambiente :


Educación:

An empty rectangular text box with a thin black border. It features a vertical scrollbar on the right side and a horizontal scrollbar at the bottom, both with standard arrow and track icons.


Ocupación:

An empty rectangular text box with a thin black border. It features a vertical scrollbar on the right side and a horizontal scrollbar at the bottom, both with standard arrow and track icons.

Hábitos:

An empty rectangular text box with a thin black border. It features a vertical scrollbar on the right side and a horizontal scrollbar at the bottom, both with standard arrow and track icons.

Alimentación:

An empty rectangular text box with a thin black border. It features a vertical scrollbar on the right side and a horizontal scrollbar at the bottom, both with standard arrow and track icons.

Económico

Condición Hogar

An empty rectangular text box with a thin black border. It features a vertical scrollbar on the right side and a horizontal scrollbar at the bottom, both with standard arrow and track icons.

Recreación:

An empty rectangular text box with a thin black border. It features a vertical scrollbar on the right side and a horizontal scrollbar at the bottom, both with standard arrow and track icons.

Emocional:

An empty rectangular text box with a thin black border. It features a vertical scrollbar on the right side and a horizontal scrollbar at the bottom, both with standard arrow and track icons.

Historia Familiar:

An empty rectangular text box with a thin black border. It features a vertical scrollbar on the right side and a horizontal scrollbar at the bottom, both with standard arrow and track icons.

Antecedentes:

An empty rectangular text box with a thin black border. It features a vertical scrollbar on the right side and a horizontal scrollbar at the bottom, both with standard arrow and track icons.

Relaciones Sexuales:

Antecedentes Personales:

Previa Salud y Enfermedad:

Piel:

Cabeza:

Ojos:

An empty rectangular text box with a thin black border. It features a horizontal scrollbar at the bottom and a vertical scrollbar on the right side, both with standard arrow icons.

Oidos:

An empty rectangular text box with a thin black border. It features a horizontal scrollbar at the bottom and a vertical scrollbar on the right side, both with standard arrow icons.

Naríz y Senos Paranasales:

An empty rectangular text box with a thin black border. It features a horizontal scrollbar at the bottom and a vertical scrollbar on the right side, both with standard arrow icons.

Cavidad Oral y Garganta:

An empty rectangular text box with a thin black border. It features a horizontal scrollbar at the bottom and a vertical scrollbar on the right side, both with standard arrow icons.

Cuello:

An empty rectangular text box with a thin black border. It features a horizontal scrollbar at the bottom and a vertical scrollbar on the right side, both with standard arrow icons.

Ganglios Linfáticos:

An empty rectangular text box with a thin black border. It features a horizontal scrollbar at the bottom and a vertical scrollbar on the right side, both with standard arrow icons.

Mamas y Pezón:

An empty rectangular text box with a thin black border. It features a horizontal scrollbar at the bottom and a vertical scrollbar on the right side, both with standard arrow icons.

Respiratorio:

An empty rectangular text box with a thin black border. It features a horizontal scrollbar at the bottom and a vertical scrollbar on the right side, both with standard arrow icons.

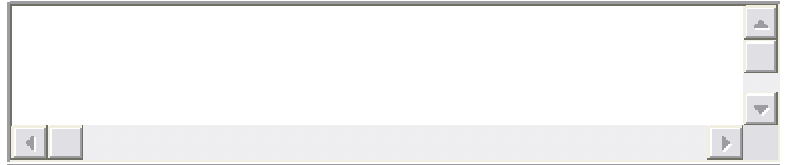
Columna Vertebral:

An empty rectangular text box with a thin black border. It features a horizontal scrollbar at the bottom and a vertical scrollbar on the right side, both with standard arrow icons.

Cardiovascular:

An empty rectangular text box with a thin black border. It features a horizontal scrollbar at the bottom and a vertical scrollbar on the right side, both with standard arrow icons.

Gastrointestinal:




Recto




Higado y Bazo:




Riñones:




Vejiga:




Genitales:



Sexual:



Músculo esquelético:




Articulaciones

Huesos

Músculos



Extremidades:



Sistema Nervioso:

General

Mental

Motor

Sensitivo

Neuro muscular:

Estado Mental:

Three empty text input boxes for recording neurological examination findings. Each box has a vertical scrollbar on the right and horizontal scrollbars at the bottom.

EXAMEN FISICO

Signos Vitales

Temperatura:

Frecuencia Respiratoria: **Frecuencia Abdominal:**

Peso :

Talla: **Pulso:** **Tensión Arterial:**

Apariencia General:

Two empty text input boxes for recording general appearance and skin examination findings. Each box has a vertical scrollbar on the right and horizontal scrollbars at the bottom.

Piel:

Cabeza:

An empty rectangular text box with a thin black border. It features a horizontal scrollbar at the bottom and a vertical scrollbar on the right side, both with standard arrow and track icons.

Ojos:

An empty rectangular text box with a thin black border. It features a horizontal scrollbar at the bottom and a vertical scrollbar on the right side, both with standard arrow and track icons.

Oidos:

An empty rectangular text box with a thin black border. It features a horizontal scrollbar at the bottom and a vertical scrollbar on the right side, both with standard arrow and track icons.

Naríz y Senos Paranasales:

An empty rectangular text box with a thin black border. It features a horizontal scrollbar at the bottom and a vertical scrollbar on the right side, both with standard arrow and track icons.

Boca:

An empty rectangular text box with a thin black border. It features a horizontal scrollbar at the bottom and a vertical scrollbar on the right side, both with standard arrow and track icons.

Laringe y Faringe:

An empty rectangular text box with a thin black border. It features a horizontal scrollbar at the bottom and a vertical scrollbar on the right side, both with standard arrow and track icons.

Cuello:

An empty rectangular text box with a thin black border. It features a horizontal scrollbar at the bottom and a vertical scrollbar on the right side, both with standard arrow and track icons.

Ganglios Linfáticos:

An empty rectangular text box with a thin black border. It features a horizontal scrollbar at the bottom and a vertical scrollbar on the right side, both with standard arrow and track icons.

Columna Vertebral:

An empty rectangular text box with a thin black border. It features a horizontal scrollbar at the bottom and a vertical scrollbar on the right side, both with standard arrow and track icons.

Tórax:

An empty rectangular text box with a thin black border. It features a horizontal scrollbar at the bottom and a vertical scrollbar on the right side, both with standard arrow and track icons.

Mamas y Pezón:

An empty rectangular text box with a thin black border. It contains no text. On the right side, there are three small square buttons stacked vertically, with the top one having a downward-pointing triangle. At the bottom, there is a horizontal scrollbar with a left-pointing arrow, a central slider, and a right-pointing arrow.

Pulmones:

An empty rectangular text box with a thin black border. It contains no text. On the right side, there are three small square buttons stacked vertically, with the top one having a downward-pointing triangle. At the bottom, there is a horizontal scrollbar with a left-pointing arrow, a central slider, and a right-pointing arrow.

Cardiovascular:

An empty rectangular text box with a thin black border. It contains no text. On the right side, there are three small square buttons stacked vertically, with the top one having a downward-pointing triangle. At the bottom, there is a horizontal scrollbar with a left-pointing arrow, a central slider, and a right-pointing arrow.

Abdomen:

An empty rectangular text box with a thin black border. It contains no text. On the right side, there are three small square buttons stacked vertically, with the top one having a downward-pointing triangle. At the bottom, there is a horizontal scrollbar with a left-pointing arrow, a central slider, and a right-pointing arrow.

Higado y Bazo:

An empty rectangular text box with a thin black border. It contains no text. On the right side, there are three small square buttons stacked vertically, with the top one having a downward-pointing triangle. At the bottom, there is a horizontal scrollbar with a left-pointing arrow, a central slider, and a right-pointing arrow.

Riñones:

An empty rectangular text box with a thin black border. It contains no text. On the right side, there are three small square buttons stacked vertically, with the top one having a downward-pointing triangle. At the bottom, there is a horizontal scrollbar with a left-pointing arrow, a central slider, and a right-pointing arrow.

Vejiga:

An empty rectangular text box with a thin black border. It contains no text. On the right side, there are three small square buttons stacked vertically, with the top one having a downward-pointing triangle. At the bottom, there is a horizontal scrollbar with a left-pointing arrow, a central slider, and a right-pointing arrow.

Genitales:

An empty rectangular text box with a thin black border. It contains no text. On the right side, there are three small square buttons stacked vertically, with the top one having a downward-pointing triangle. At the bottom, there is a horizontal scrollbar with a left-pointing arrow, a central slider, and a right-pointing arrow.


Recto:

An empty rectangular text box with a thin black border. It contains no text. On the right side, there are three small square buttons stacked vertically, with the top one having a downward-pointing triangle. At the bottom, there is a horizontal scrollbar with a left-pointing arrow, a central slider, and a right-pointing arrow.


Extremidades:

An empty rectangular text box with a thin black border. It contains no text. On the right side, there are three small square buttons stacked vertically, with the top one having a downward-pointing triangle. At the bottom, there is a horizontal scrollbar with a left-pointing arrow, a central slider, and a right-pointing arrow.


Neurológico:

An empty rectangular text box with a thin black border. It features a horizontal scrollbar at the bottom and a vertical scrollbar on the right side, both with standard arrow icons.


Estado Mental:

An empty rectangular text box with a thin black border. It features a horizontal scrollbar at the bottom and a vertical scrollbar on the right side, both with standard arrow icons.


Resumen:



Comentario:



Diagnóstico Diferencial:



Diagnóstico:

Referencia Bibliográfica:

Nombre del Estudiante:

Nombre del Docente:

Fecha:

